



Onboarding Program for the ERA Real Estate Network

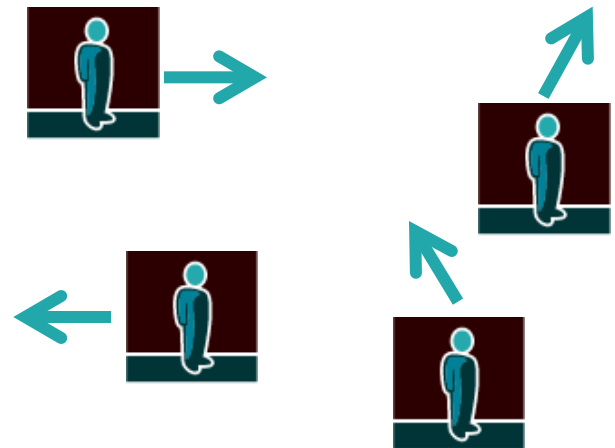
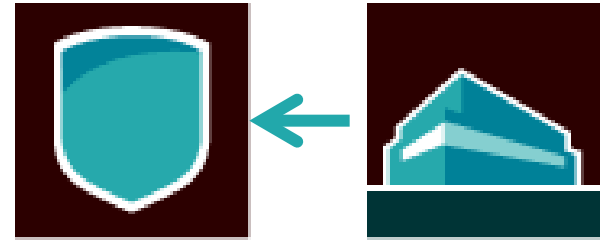
Broker and Agent Benefits

- Simplified account sign-up/ attachment to parent bid
- Decreased shipping costs
- Improved visibility/ reliability
- Increased partnership with brokers and agents via shared discount



Broker and Agent Program

- Good strategic partnership
 - Shipping process improvements and technology enhancements
 - Quantified value including, but not limited to shipping incentives
- Thousands of independent brokers and agents
 - All make their own shipping arrangements/ decisions
 - » Inconsistent customer experiences
 - » Inefficiencies/ higher costs
- Easy platform for account setup and communication






PROCESS WALKTHROUGH

After landing at microsite from teamERA.com

ERA, the ERA logo, and ERA Select Services are registered (or unregistered) service marks owned by ERA Franchise Systems LLC and used with permission. ERA Franchise Systems LLC fully supports the principles of the Fair Housing Act and the Equal Opportunity Act. Each Office is Independently Owned and Operated. Neither ERA Franchise Systems LLC, nor any of its franchisees or other affiliated companies provides any product or service described herein. Not all products or services are available in all states. All products and services are provided by the applicable service provider described herein. ERA Franchise Systems LLC and its affiliates, may receive compensation or other benefits, including goods and services, provided in connection with this promotion. Each agent and broker is responsible for complying with any consumer disclosure laws or regulations arising from participation in this program.

Select option – I need a UPS Account



UPS helps the ERA Real Estate Network match speed to need.

UPS is pleased to help you save time and money through special services and shipping discounts. We put the power of logistics to work for you every day by providing speed, outstanding reliability and technology tools so you can focus on your business - not your shipping.

Take advantage of these and other online services:



Schedule pickups/
track shipments



Order free
supplies



Create and print
shipping labels

SIGN ME UP!

I need a UPS Account →

I have an existing UPS Account →

How Much Can You Save?

See Discounted Rates →



You can save up to 55% on shipping

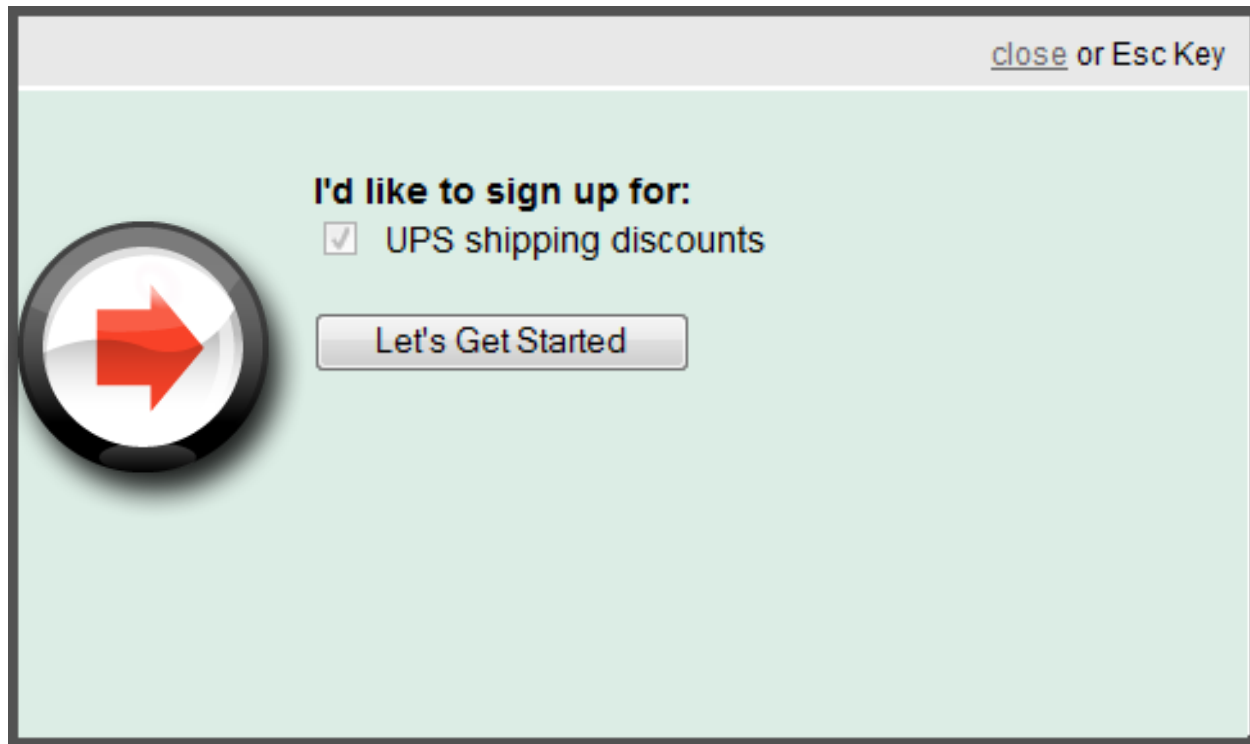
UPS can help you save money with special shipping discounts. Plus our innovative shipping tools can help free up

Shipment preparation
Risk mitigation
Visibility
Transportation

Quick Links

- [Program FAQs](#)
- [Getting Started @ UPS](#)

Click on “Let’s Get Started” in the pop-up window



WE ♥ LOGISTICS™

Click on “Register Now”

**United States** | [Contact UPS](#) | [The UPS Store](#)

[My UPS](#) | [Shipping](#) | [Tracking](#) | [Freight](#) | [Locations](#) | [Support](#) | [UPS Solutions](#)

Log In or Register

Returning Users

User ID:

☐ [Remember Me](#) (Do not check for shared computers.)

You will enter your password after clicking **Next**.

[Cancel](#) [Next »](#)

[→ Forgot User ID or Password](#)

Updated Privacy Notice

UPS has updated its Privacy Notice as of January 1, 2012. View our Privacy Notice for more information and visit our Privacy

New Users

Ship and track online
Register Now so you can create a shipping account.

You will be able to:

- Use My UPS as a customizable shipping portal
- Track from your mobile device
- Get detailed tracking history and store up to 50 tracking numbers

[Register Now »](#)



WE ♥ LOGISTICS™

Fill in your contact information and username

Register

Progress:

1 Login Settings > 2 Profile Address > 3 Shipping Needs > 4 Complete

Create Login Settings

User ID and Password

Please use the form below to create a User ID and password. Required fields are indicated with *.

Name:
Test *

E-mail:
jsmith@att.net *

Re-enter E-mail:
jsmith@att.net *

User ID:
TestUserID *

Password:
***** *

Re-enter Password:
***** *

Hint: Your User ID must be between 1 and 16 characters long. The User ID may not contain any of the following special characters (; < > " &).

Hint: Your password must be between 8 and 26 characters long. It must contain at least 3 of the following types: lowercase letters, capital letters, numerals, special characters, or spaces.
Example: ABCdef#123
The password may not contain your User ID, your name, or your e-mail address.

Technology Agreement

UPS TECHNOLOGY AGREEMENT
Version UTA03072009

PLEASE CAREFULLY READ THE FOLLOWING TERMS AND CONDITIONS OF THIS UPS TECHNOLOGY AGREEMENT. BY INDICATING BELOW THAT YOU AGREE TO BE BOUND BY THE TERMS AND CONDITIONS OF THIS AGREEMENT, YOU HAVE ENTERED INTO A LEGALLY BINDING AGREEMENT WITH UPS MARKET DRIVER, INC. ("UPS").

☒ By selecting this box and the Next button, I agree to the UPS Technology Agreement above. View and download the [UPS Technology Agreement](#).

[Cancel](#) [Next»](#)

Subscribe to UPS E-mail: [Sign Up »](#) [View Examples »](#) [Site Feedback »](#)

Note: For hints on how to set up a unique User ID and Password, click in the field for each, and a pop-up box will help.

Select the “agree to terms” checkbox, then click “Next”



WE ♥ LOGISTICS™

Fill in your company information—address, etc.

United States | Contact UPS | The UPS Store Search

My UPS Shipping Tracking Freight Locations Support UPS Solutions

Register

Progress:

1 Login Settings > 2 Profile Address > 3 Shipping Needs > 4 Complete

Create Profile

Use the form below to create your My UPS profile data. Required fields are indicated with *.

User ID:
TestUserID

Contact Information

Name:
Test User

E-mail:
babcocksteph@aol.com

Title:
Agent

Company Name:
John Smith

Country:
United States

Address Line 1:
123 N Main

Address Line 2:
Suite 200

Address Line 3:
Apartment, suite, unit, building, floor, etc.

Department, c/o, etc.

City:
Kansas City

State:
Kansas

ZIP Code:
66118

Telephone:
9135551212

Ext.:

Note: This is a long page, so as you complete fields, scroll to the next section, until you are at the bottom.

Communication Preferences

UPS periodically communicates with its customers regarding issues that may impact your business with us. Please tell us how you would like to receive these communications.

Email Options:

- ☒ Send me the following UPS email communications:
 - ☒ New Product Announcements / Enhancements
 - ☒ Promotions and Offers
 - ☒ Newsletters
 - ☒ Service Updates / Regulatory Changes
- ☐ Remove me from UPS email communications*

Need more information?
[View Examples](#)

Note: You may receive certain emails from UPS regardless of the preferences you indicated above. UPS uses email to deliver information that you and others request (example: UPS Quantum View Notify shipment alerts). UPS also uses email to provide details about your account(s) and operational information regarding existing products, services and system.

Updated Privacy Notice
UPS has updated its Privacy Notice as of January 1, 2012. View our Privacy Notice for more information and visit our Privacy Preferences Center to manage your preferences.
The UPS Privacy Notice details use of personal information by UPS. For more information, please select the Privacy link at the bottom of any page.

[Cancel](#) [Submit](#)

Subscribe to UPS E-mail: Enter e-mail address [Sign Up](#) [View Examples](#) [Site Feedback](#)

Contact UPS
[Browse Online Support](#)
[E-mail UPS](#)
[Live Chat](#)

Support
[Get Started](#)
[Register](#)
[Open a Shipping Account](#)

Solutions for:
[Healthcare](#)
[Small Business](#)
[High Tech](#)

Other UPS Sites:
[Select a document was sent](#)
Document: DS_PrintKey
Printer: PR_H200_OkiB6100_01
WE ♥ LOGISTICS

Opt in/out of
Email
communications,
then click
“Submit”



WE ♥ LOGISTICS™

Fill in shipping needs profile—volume, type of business, pickup needs, etc.

Open a UPS Account

Progress:

1 Login Settings > 2 Profile Address > 3 Shipping Needs > 4 Complete

Tell Us Your Shipping and Account Needs

Help

Welcome TestUserID, UPS.com has detected that you do not have a Billing Center profile. The new account you are requesting will be enrolled automatically into a new Billing Center profile. [Learn More](#)

Please use the form below to establish your UPS Shipping Account. Required fields are indicated with *.

1 Your Needs

What is your primary reason for opening a UPS Account?

Occasional shipping needs *
Select one
Starting a new business
Occasional shipping needs
Currently using another carrier
☐ Lithium Batteries

will be shipping:
products

Will this UPS account be for business or personal use? *

☐ Personal ☒ Business (Additional options will be displayed)

Which industry best describes your business?

Professional Services *

How many employees are in your specific location?

2-5 *

Per week, how many letters/packages do you ship? *

Ground: Air: International:
5

2 Verify Your Ship/Pickup From Location Address

Ship/Pickup Location Address: [Edit](#)

John Smith
Test User
123 N Main
Kansas City, KS, 66118
United States
babcocksteph@aol.com
Telephone: 9135551212
Ext.:

Invoice Mailing Address: [Edit](#)

Use Ship/Pickup Address

Note: This is a long page, so as you complete fields, scroll to the next section, until you are at the bottom.

3 Pickup Schedule

UPS offers convenient automatic daily pickup or you can request a non-scheduled UPS On-Call Pickup® online or by call 1-800-PICK-UPS®.

What pickup option do you need for this account?

No Scheduled Pickup Needed * [Pickup Options](#)

You have selected No Pickup Option. If you need automatic pickup service, select a pickup option above.

Next»

Select one

Select one

Daily Pickup

Daily On-Route Pickup

UPS Smart Pickup

Day-Specific Pickup

No Scheduled Pickup Needed

Click "Next"



WE ♥ LOGISTICS™

Provide home address (for fraud prevention)

Open a UPS Shipping Account

Progress:

Login Settings > **2 Profile Address** > 3 Shipping Needs > 4 Complete

1

Enter Your Personal Address

Required fields are indicated with ♦.

In order to protect against fraud, UPS requires a residential address for verification. This information will be used uniquely to validate your identity and not used for billing or any other purpose.

Your Personal Address

Salutation:
Mr.

First:
John ♦

Middle:

Last:
Smith ♦

Suffix:

Country:
United States

Address Line 1:
601 NE Mulberry ♦

Suite/Room:

P.O. Box:

City:
Lee's Summit ♦

State:
Missouri ♦

ZIP Code:
64086 ♦

Telephone: 8165251212 ♦ **Ext.:**

UPS provides information you submit through this site to a vendor for security purposes. Please see the [Privacy Policy](#) for more information.

Cancel Next >




Click "Next"



WE ♥ LOGISTICS™

Answer fraud prevention questions

Note: UPS worked with an anti-fraud firm to create questions to validate your identity.

**United States** Welcome, John Smith | [Logout](#) | [Contact UPS](#) | [The UPS Store](#)

[My UPS](#) [Shipping](#) [Tracking](#) [Freight](#) [Locations](#) [Support](#) [UPS Solutions](#)

Open a UPS Shipping Account

Complete the Personal Validation Questions

In the interest of protecting your sensitive account information, UPS has partnered with a credentialing and verification company to implement an anti-fraud tool used by many industries to successfully combat identity theft.

To verify your identity, please answer the following personal validation questions.

What is the MODEL YEAR of your NISSAN 240SX/LE/SE?

- ☐ 2012
- ☐ 1997
- ☐ 2008
- ☐ 2003
- ☐ NONE OF THE ABOVE

In which of the following CITIES have you NEVER lived or used in your address?

- ☐ SHAWNEE MISSION
- ☐ LEES SUMMIT
- ☐ LEAWOOD
- ☐ ARDEN
- ☐ ALL OF THE ABOVE

In what month was John Doe born?

- ☐ APRIL
- ☐ SEPTEMBER
- ☒ MAY
- ☐ JULY
- ☐ NONE OF THE ABOVE

[«Back](#) [Cancel](#) [Next»](#)

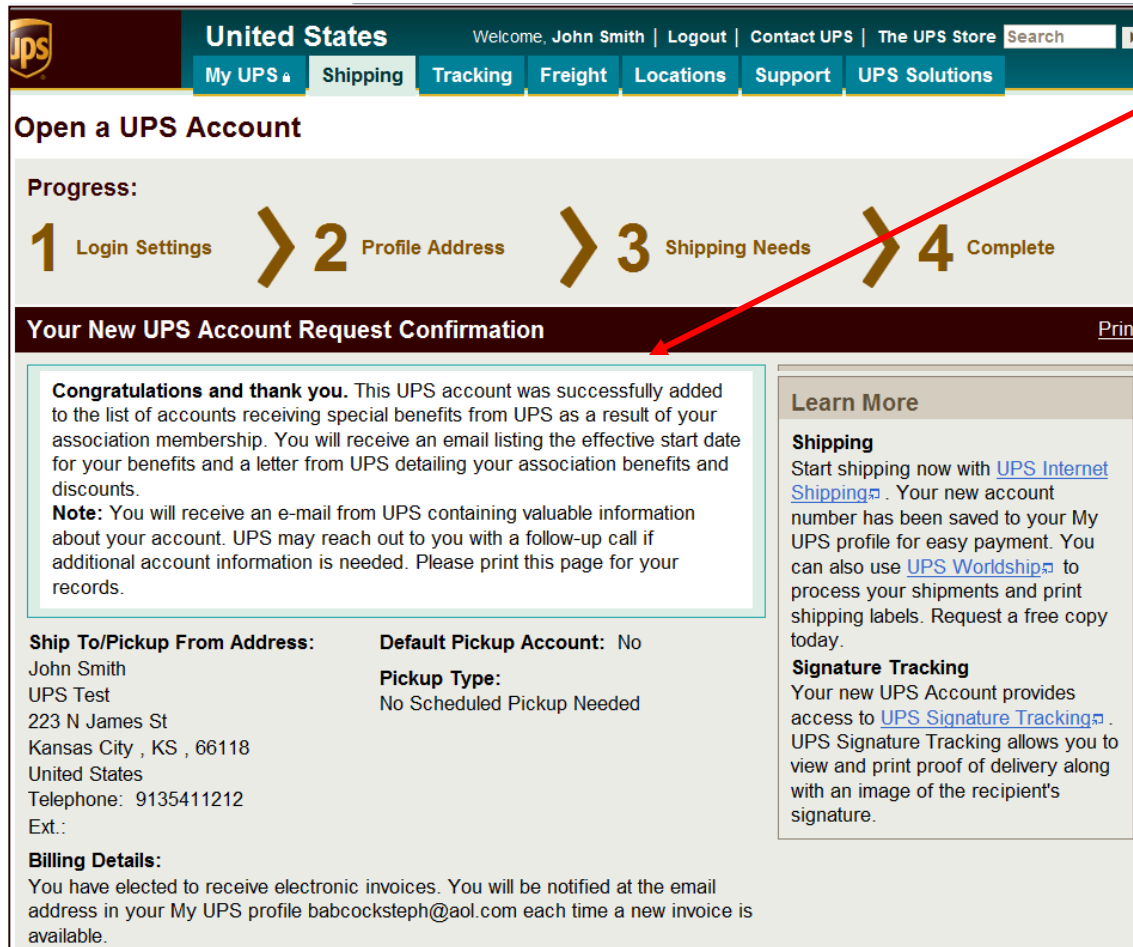
Click
“Next”



WE ♥ LOGISTICS™

UPS account setup is complete

Note: Incentives take effect the following Monday



United States Welcome, John Smith | Logout | Contact UPS | The UPS Store Search

My UPS Shipping Tracking Freight Locations Support UPS Solutions

Open a UPS Account

Progress:

1 Login Settings > 2 Profile Address > 3 Shipping Needs > 4 Complete

Your New UPS Account Request Confirmation [Print](#)

Congratulations and thank you. This UPS account was successfully added to the list of accounts receiving special benefits from UPS as a result of your association membership. You will receive an email listing the effective start date for your benefits and a letter from UPS detailing your association benefits and discounts.

Note: You will receive an e-mail from UPS containing valuable information about your account. UPS may reach out to you with a follow-up call if additional account information is needed. Please print this page for your records.

Ship To/Pickup From Address:
John Smith
UPS Test
223 N James St
Kansas City , KS , 66118
United States
Telephone: 9135411212
Ext.:

Default Pickup Account: No
Pickup Type:
No Scheduled Pickup Needed

Billing Details:
You have elected to receive electronic invoices. You will be notified at the email address in your My UPS profile babcocksteph@aol.com each time a new invoice is available.

Learn More

Shipping
Start shipping now with [UPS Internet Shipping](#). Your new account number has been saved to your My UPS profile for easy payment. You can also use [UPS Worldship](#) to process your shipments and print shipping labels. Request a free copy today.

Signature Tracking
Your new UPS Account provides access to [UPS Signature Tracking](#). UPS Signature Tracking allows you to view and print proof of delivery along with an image of the recipient's signature.

Congratulations and thank you. This UPS account was successfully added to the list of accounts receiving special benefits from UPS as a result of your association membership. You will receive an email listing the effective start date for your benefits and a letter from UPS detailing you association benefits and discounts.



WE ♥ LOGISTICS™

When shipping at ups.com you will have visibility to your discount rates.

United States Welcome, Cathy McCarthy | Logout | Contact UPS | The UPS Store Search

My UPS Shipping Tracking Freight Locations Support UPS Solutions

Shipping

- Create a Shipment
- View History
- Void Shipment
- Create a Return
- Ship Using a Batch File
- Create an Import
- Calculate Time and Cost
- Schedule a Pickup
- Use International Tools
- Order Supplies
- Open a UPS Account
- Set Preferences

Search Support

Enter a keyword:

Search →

Position your small business for success

Create A Shipment

Package Freight

Begin Your Shipment [Help](#)

Please enter your shipping information below. Required fields are indicated with *.

[Set your preferences](#) to enable **one-step shipping**. ([Don't show this message again](#))

1 Where is this shipment going?

Address Book:
Select One --- or enter a new address below

[External Address Book](#)

Enter a New Address

Company or Name:

Contact:

Country:
United States

Address Line 1:

City:

State:
Select One

ZIP Code:

Telephone: **Ext.:**



WE ♥ LOGISTICS™

Enter the required information on the shipping screen and click Compare Time and Cost

2 where is this shipment coming from?

Ship From Address: [Edit](#)
Test Realogy
200 Oakhill Way
BROCKTON MA 02302
Telephone: 6179233154

If the shipment is undeliverable return to :
Contact:

Return Address: [?](#)
Same As Ship From

3 What are you shipping?

Number of Packages:

Use the same values for all packages?

Packaging Type: [?](#)

Weight:
 lb
Tenths of a lb allowed for Letter

Package Declared Value: [?](#)
 USD

Note: Additional shipping fees may apply based on declared value.

4 How would you like to ship?

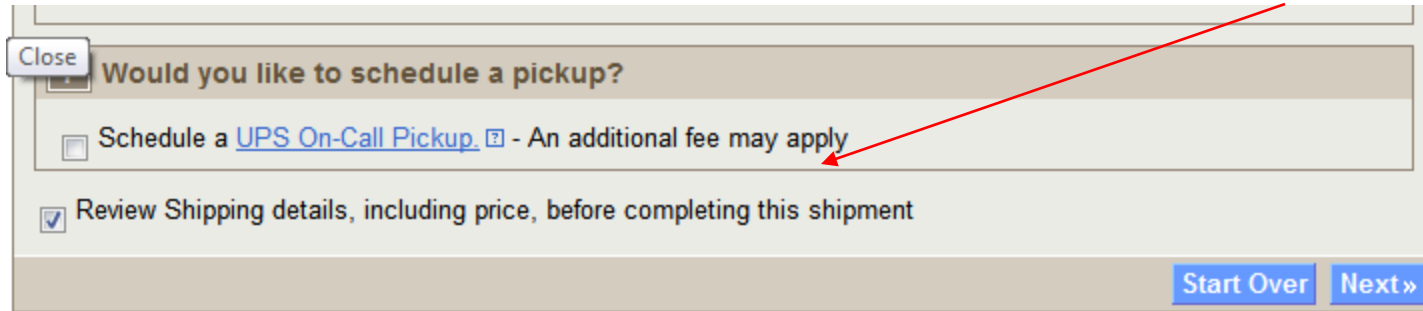
Service:

[Compare Time and Cost](#)



WE ♥ LOGISTICS™

You can also view the final details before completing the shipment by clicking the Review Shipping details...



Close

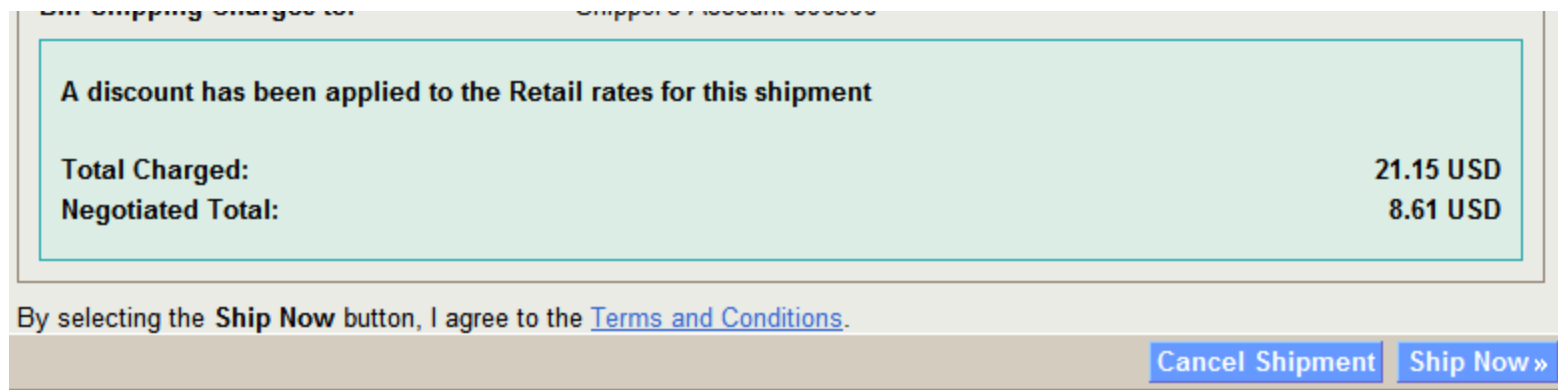
Would you like to schedule a pickup?

☐ Schedule a [UPS On-Call Pickup](#) - An additional fee may apply

☒ Review Shipping details, including price, before completing this shipment

Start Over Next»

Click Next and scroll down to see the discount rate for your shipment. Click Ship Now to print your label.



Enter shipping charges for: Shipper's Account 00000

A discount has been applied to the Retail rates for this shipment

| | |
|-------------------|-----------|
| Total Charged: | 21.15 USD |
| Negotiated Total: | 8.61 USD |

By selecting the Ship Now button, I agree to the [Terms and Conditions](#).

Cancel Shipment Ship Now »

priority

support
and resources
for you



You now have a new level of dedicated support from UPS.

As a Strategic Customer, you now receive an enhanced level of customer service, allowing access to information like never before. Simply put, you'll receive unparalleled personal attention and support. Your Strategic Customer Support Team will provide solutions for all your customer service matters.

You have two new ways to access priority support.

Your Strategic Customer Support Team is available when you need them and can be reached in two ways. Expect the same high level of service, no matter which avenue you choose.

strategicsupport@ups.com

Simply e-mail your
Strategic Customer
Support Team.

1.800.877.1497

Call to speak to a
Strategic Customer
Support Team member.

*must provide your UPS account number

Your UPS
Strategic
Customer
Support Team
is there
whenever
you need
assistance.